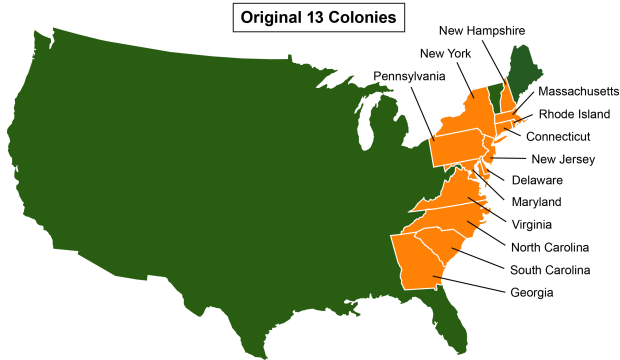


SAMPLE CONTENT: IMAGES & ALTERNATIVE TEXT DESCRIPTIONS

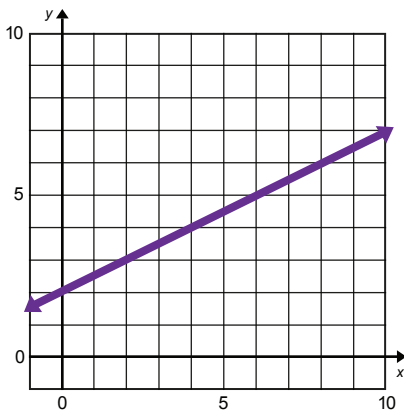
CONTENT AREA: Social Studies



SHORT DESCRIPTION: A map of the United States titled original 13 colonies.

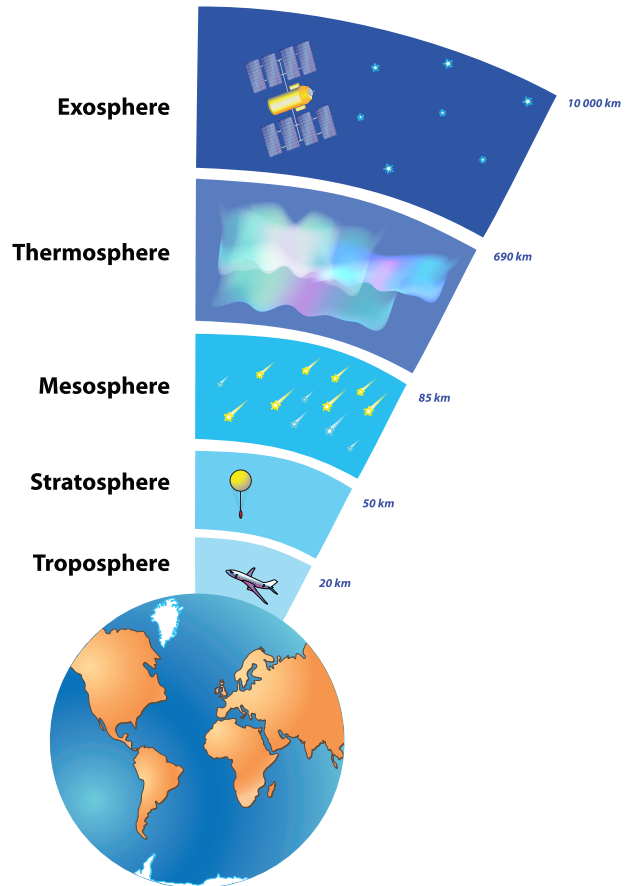
LONG DESCRIPTION: The following states are outlined, identified, and labeled. Massachusetts, New Hampshire, Rhode Island, Connecticut, New York, New Jersey, Pennsylvania, Delaware, Maryland, Virginia, North Carolina, South Carolina, and Georgia. The rest of the map is blank.

CONTENT AREA: Mathematics



SHORT DESCRIPTION: The graph of a line in the x y plane. Both the x axis and the y axis are scaled from 0 to 10. The line passes through the points (2, 3) and (6).

CONTENT AREA: Science



SHORT DESCRIPTION: The different layers that make up Earth's atmosphere.

LONG DESCRIPTION: The planet Earth with 5 layers of atmosphere extending above the surface. The following list includes the layer name, the distance it reaches above the surface, and the icon shown within the layer. Troposphere, 20 kilometers, an airplane. Stratosphere, 50 kilometers, a weather balloon. Mesosphere, 85 kilometers, a meteor shower. Thermosphere, 690 kilometers, polar lights or auroras. Exosphere, 10 thousand kilometers, a satellite with solar panels.



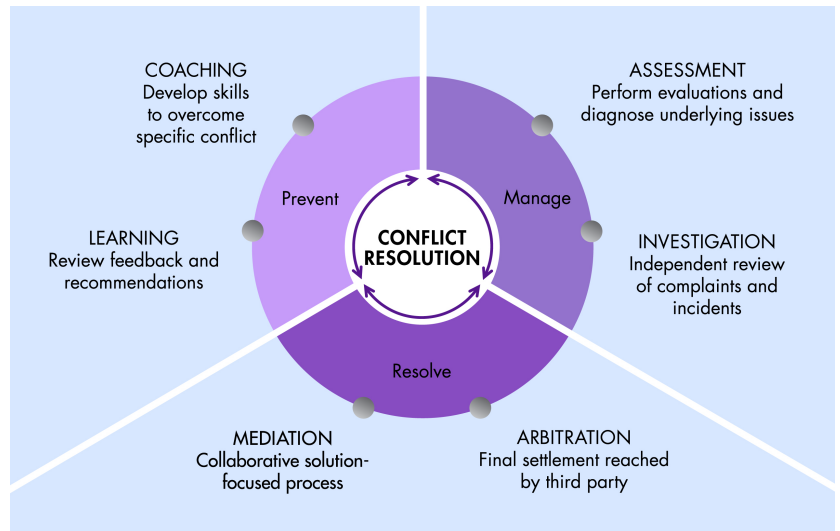
CONTENT AREA: Conflict Resolution

SHORT DESCRIPTION: A chart titled Conflict Resolution has 3 sections with additional details in each section.

LONG DESCRIPTION (IF NEEDED): A circle chart is divided into three sections, titled prevent, manage, and resolve. Each section is connected to the other sections with bi directional arrows.

The Prevent section has two parts, with one word labels and descriptions as follows. Learning. Review feedback and recommendations. Coaching. Develop skills to overcome specific conflict.

The Manage section has two parts, with one word labels and descriptions as follows. Assessment. Perform evaluations and diagnose underlying issues. Investigation. Independent review of complaints and incidents.



CONTENT AREA: First Aid

SHORT DESCRIPTION: An E M T takes the pulse of a patient lying on a stretcher inside an ambulance. The patient has a breathing mask attached to their face. A second E M T prepares to close the rear doors of the ambulance.



We Bring Your Educational Content Vision to Life
www.apasseducation.com

CONTENT AREA: Computer Science

SHORT DESCRIPTION: A flowchart titled Login Example.

LONG DESCRIPTION: From a terminal titled begin, an arrow points to a process titled login page. From this process, an arrow points to a decision titled does user have account. From this decision, an arrow labeled yes points to a process titled enter password, while an arrow labeled no points to a process titled create account. From the process create account, an arrow points to the process enter password. From the process enter password, an arrow points to a decision titled is password valid. From this decision, an arrow labeled yes points to a process titled access account which then points to a terminal titled end, while an arrow labeled no points to a decision titled have 3 attempts been made. From this decision, an arrow labeled no loops back to the process enter password, while an arrow labeled yes points to a process titled exit system which then points to a terminal titled end.

From the process create account, an arrow points to the process enter password.

From the process enter password, an arrow points to a decision titled is password valid. From this decision, an arrow labeled yes points to a process titled access account which then points to a terminal titled end, while an arrow labeled no points to a decision titled have 3 attempts been made. From this decision, an arrow labeled no loops back to the process enter password, while an arrow labeled yes points to a process titled exit system which then points to a terminal titled end.

